



CARGO CONTROL

- Cargo Winches
- Ratchet Straps
- Tie Downs
- Winch & Recovery Straps

- Tow Ropes
- Bungee Cords
- Rubber Straps
- Cargo Control Accessories
- Load Binders





A		T	
Anchor Points	228	Tarp Strap Replacement Hook	222
Anchor Rings	228	Tow Ropes	225
B		Truck Winch Straps	225
Bungee Cord Hooks	221	W	
Bungee Cord Reels	221	Wheel Chocks	231
C		White Recovery Straps	225
Cable Type Load Binder Locks	229	Winch Bar - Type A	227
Cam Strap Four Packs	223	Winch Bar - Type C	227
Cam Straps	223		
Cargo Control Plan-O-Gram	220		
Cargo Nets	221		
Cargo Winch	227		
Corner Protector	228		
E			
EPDM Rubber Tarp Straps	222		
F			
Fold-Over Handle Load Binders	230		
G			
Groove Joint Pliers	231		
H			
H.D. Trailer & RV Wheel Chock	231		
Hand Winch - Dual Drive	226		
Hand Winches - Auto Brake	226		
Hand Winches - General Purpose	226		
Hand Winches - Worm Gear	227		
Heavy Duty Recessed Anchor Rings	228		
Heavy Duty Recovery Straps	225		
Heavy Duty Thermoplastic Tarp Straps	222		
Heavy Duty Tow Ropes	225		
L			
Lever Type Load Binders	229		
Load Binder Locks	229		
Load Binder/Cable Puller Rack	220		
Load Tighteners	229		
Locking Ratchet Racks	230		
M			
Merchandise - Dynaline Cargo Control	220		
Mud Flaps	231		
R			
Ratchet Straps - Bulk	224		
Ratchet Straps - Double "J" Hooks	223		
Ratchet Straps with Flat Hooks	224		
Ratchet Straps with S-Hooks	223, 224		
Ratchet Type Load Binders	229		
Recessed Anchor Rings	228		


DYNALINE

Your Trusted Source.

Dynaline Cargo Control Merchandisers

Dynaline offers merchandisers for almost every product. Merchandisers keep your stock organized, visible and easy to shop.

Cargo Control



* Retail hanging pegs not provided

Cargo Control Plan-O-Gram

PART#	CONTENTS
01052	Cargo Control Backdrop Only , 48" x 48"
01052K	Full Cargo Control Plan-o-gram. Includes 01052 and products.

Full product breakdown on page 33



Load Binder/Cable Puller Rack

PART#	CONTENTS
70098	Load Binder Rack Only , 24" wide x 31.8" high x 20.6" deep
70098K	Full Cable Pullers & Load Binder Rack. Includes 24" x 24" Display Board and the products.

Full product breakdown on page 33

Sizes are approximate. Specifications subject to change without notice.

Legend: 12x24 24x24 Plan-O-Gram Rack/End Cap Other

Bungee Cord Reels

Industrial quality, black polyester sheath with rubber core in a plastic reel.

PART#	DIAMETER	CORD LENGTH	LOAD RATED
11176	1/4"	216' (65.8 m)	55-66 lb
11177	5/16"	216' (65.8 m)	66-77 lb
11178	3/8"	200' (61 m)	77-88 lb



Bungee Cord Hooks

Fits 1/4", 5/16" and 3/8" Bungee Cords.

PART#	DESCRIPTION
11174	Fits 1/4", 5/16" and 3/8" Bungee Cords. Vinyl-coated wire hook. Wire diameter 4 mm. 10 per pkg.



Cargo Nets

Keeps smaller items stationary while driving. Elastic cords & plastic hooks.

PART#	SIZE	PKG. QTY.
12302	36" x 48"	1 ea.
12303	72" x 96" (Pick-Up)	1 ea.



Your Trusted Source.

Ratchet Straps

- Keep cargo safe and secure during transport
- Designed for quick and easy operation
- Spring-loaded ratchet buckles tension and releases loads
- High quality, weather-resistant webbing with secure stitching.



Sizes are approximate. Specifications subject to change without notice.

**Heavy Duty Thermoplastic Tarp Straps**

These brand new Heavy Duty tarp straps are made from thermoplastic rubber and supplied with two crimped zinc plated S-hooks which means more load capacity.

PART#	LENGTH	CAPACITY	HOOKS	PKG. QTY.
11295	Heavy Duty 9"	90 lb	S Hooks	10/pkg.
11296	Heavy Duty 15"	90 lb	S Hooks	10/pkg.
11297	Heavy Duty 21"	90 lb	S Hooks	10/pkg.
11298	Heavy Duty 31"	90 lb	S Hooks	10/pkg.



11191-11194

EPDM Rubber Tarp Straps

100% EPDM. (See chart below.) Recommended for commercial and industrial applications. Supplied with two zinc plated S-hooks assembled.

PART#	LENGTH	CAPACITY	QTY.
11191	9"	50 lb	10/pkg.
11192	15"	50 lb	10/pkg.
11193	21"	50 lb	10/pkg.
11194	31"	50 lb	10/pkg.
11299	31" adjustable	50 lb	10/pkg.



11299

EPDM (Ethylene Propylene, EPM)

EPM is a copolymer of ethylene and propylene. Ethylene-propylene-diene rubber (EPDM) is produced using a third monomer and is particularly useful when sealing phosphate-ester hydraulic fluids and in brake systems that use fluids having a glycol base.

Heat Resistance:

- Up to 300° F (149°C) (max. 400° F (204°C) in water and/or steam).

Cold Flexibility:

- Down to approximately -70°F (-57°C).

Chemical Resistance:

- Hot water and steam up to 300° F (149°C) with special compounds up to 400° F (204°C).
- Glycol based brake fluids up to 300° F (149°C).
- Many organic and inorganic acids.
- Cleaning agents, soda and potassium alkalis.
- Phosphate-ester based hydraulic fluids (HFD-R).
- Silicone oil and grease.
- Many polar solvents (alcohols, ketones, esters).
- Ozone, aging and weather resistant.

Not compatible with:

- Mineral oil products (oils, greases and fuels).

Property**EPDM**

Abrasion Resistance	GE
Acid Resistance	G
Chemical Resistance	E
Cold Resistance	GE
Dynamic Properties	GE
Electrical Properties	G
Flame Resistance	P
Heat Resistance	E
Impermeability	G
Oil Resistance	P
Ozone Resistance	E
Set Resistance	GE
Tear Resistance	GE
Tensile Strength	GE
Water Resistance	E
Weather Resistance	E

E - Excellent	F - Fair
G - Good	P - Poor

Tarp Strap Replacement Hook

Clear zinc plated finish



PART#	DESCRIPTION	LENGTH	QTY.
66241	3/16" wire diameter S-Hook	3"	10/pkg.

Reference Chart Available

See end of catalogue

Sizes are approximate. Specifications subject to change without notice.

Cam Straps

Designed for quick and easy operation. High quality, weather-resistant webbing with secure stitching. Vinyl-coated, heat-treated steel hooks.

- Die cast cam buckle.
- One piece per clamshell package.

	PART#	SIZE	W.L.L.	U.L.L.	COLOUR	WEBBING
	11182	1" x 6'	400 lb	1,200 lb	Blue	Polyester
	11185	1" x 10'	400 lb	1,200 lb	Blue	Polyester



Cam Strap Four Packs

Four Cam Straps in a clamshell package.



PART#	SIZE	W.L.L.	U.L.L.	COLOUR	WEBBING
12331	1" x 6'	250 lb	750 lb	Red	Polyester
12332	1" x 6'	250 lb	750 lb	Black	Polyester



Ratchet Straps with S-Hooks (Vinyl-Coated)







Designed for quick and easy operation. High quality, weather-resistant webbing with secure stitching and steel ratchet.

- High Carbon Steel Ratchet.
- One piece per retail package.

	PART#	SIZE	W.L.L.	U.L.L.	COLOUR	WEBBING
	11183	1" x 15'	400 lb	1,200 lb	Blue	Polyester
	12206	1" x 15'	166 lb	500 lb	Red	Polypropylene
	12207	1" x 15'	166 lb	500 lb	Black	Polypropylene
	11184	1" x 20'	1,000 lb	3,000 lb	Yellow	Polyester



Ratchet Straps - Double "J" Hooks - Retail Package

	PART#	SIZE	W.L.L.	U.L.L.	COLOUR	WEBBING
	*12229	1" x 6'	400lb	1,200lb	Yellow	Polyester
	**11189	1" x 15'	600 lb	1,800 lb	Blue	Polyester
	12340	1" x 15'	1,000 lb	3,000 lb	Yellow	Polyester
	11187	1" x 20'	1,000 lb	3,000 lb	Yellow	Polyester
	12341	2" x 15'	1,300 lb	4,000 lb	Yellow	Polyester
	12342	2" x 25'	1,300 lb	4,000 lb	Yellow	Polyester
	12230	1-1/2" x 15'	2,200 lb	6,600 lb	Yellow	Polyester
	11186	1-1/2" x 25'	2,200 lb	6,600 lb	Yellow	Polyester
	11190	2" x 27'	3,300 lb	10,000 lb	Yellow	Polyester
	12343	2" x 30'	3,300 lb	10,000 lb	Yellow	Polyester
	12346	2" x 20'	3,300 lb	10,000 lb	Yellow	Polyester

* Pack of 2

** Features 2D Rings



Sizes are approximate. Specifications subject to change without notice.

Legend:  12x24  24x24  Plan-O-Gram  Rack/End Cap  Other

DYNALINE


**Ratchet Straps with Flat Hooks - Retail Package**

PART#	SIZE	W.L.L.	U.L.L.	COLOUR	WEBBING
12353	2" x 20'	3,300 lb	10,000 lb	Yellow	Polyester
12354	2" x 25'	3,300 lb	10,000 lb	Yellow	Polyester
12344	2" x 30'	3,300 lb	10,000 lb	Yellow	Polyester

**Ratchet Straps with S-Hooks - Twin Packs**

Two medium duty Ratchet Straps in a clamshell package. Vinyl-coated, heat-treated steel hooks.

PART#	SIZE	W.L.L.	U.L.L.	COLOUR	WEBBING
12226	1" x 6'	400 lb	1,200 lb	Black	Polyester

**Ratchet Straps with S-Hooks - Four Packs**

Four medium duty Ratchet Straps in a clamshell package. Vinyl-coated, heat-treated steel hooks.

PART#	SIZE	W.L.L.	U.L.L.	COLOUR	WEBBING
12320	1" x 15'	400 lb	1,200 lb	Black	Polyester
12321	1" x 15'	400 lb	1,200 lb	Red	Polyester

Ratchet Straps - Bulk

High quality polyester webbing, secure stitching, steel ratchet, heat treated steel hooks, EZ Release ratchet buckle with caps. Individually shrink wrapped.

PART#	SIZE	W.L.L.	U.L.L.	COLOUR	WEBBING & HARDWARE MARKINGS	HOOK TYPE
11183B	1" x 15'	400 lb	1,200 lb	Blue	Yes	"S", vinyl coated
11184B	1" x 20'	1,000 lb	3,000 lb	Yellow	Yes	"S", vinyl coated
12229B	1" x 6'	400 lb	1,200 lb	Yellow	Yes	Double "J"
11187B	1" x 20'	1,000 lb	3,000 lb	Yellow	Yes	Double "J"
*11189B	1" x 15'	600 lb	1,800 lb	Blue	Yes	Double "J"
11190B	2" x 27'	3,300 lb	10,000 lb	Yellow	Yes	Double "J"
12343B	2" x 30'	3,300 lb	10,000 lb	Yellow	Yes	Double "J"
12344B	2" x 30'	3,300 lb	10,000 lb	Yellow	Yes	Flat Hook
12353B	2" x 20'	3,300 lb	10,000 lb	Yellow	Yes	Flat Hook
12354B	2" x 25'	3,300 lb	10,000 lb	Yellow	Yes	Flat Hook

*11189B Features 2 "D" Rings



Sizes are approximate. Specifications subject to change without notice.

White Recovery Straps

White polyester webbing. Reinforced loop ends.

PART#	SIZE	MAX. VEHICLE WEIGHT	MAX. BREAKING STRENGTH
50915	1" x 15'	3,750 lb (1,703 kg)	7,500 lb (3,504 kg)
50920	2" x 20'	9,000 lb (4,086 kg)	18,000 lb (8,172 kg)
50921	3" x 20'	13,500 lb (6,129 kg)	27,000 lb (12,258 kg)
50922	4" x 20'	17,500 lb (7,945 kg)	35,000 lb (15,890 kg)



Heavy Duty Recovery Straps - 2 Ply

Heavy duty, 2 ply, weather resistant polyester, with reinforced loop ends. Load Capacity imprinted on webbing.

PART#	SIZE	MAX. VEHICLE WEIGHT	MAX. BREAKING STRENGTH
50935	2" x 20'	18,000 lb (8,165 kg)	36,000 lb (16,329 kg)
50936	4" x 20'	27,000 lb (12,247 kg)	54,000 lb (24,493 kg)
50937	4" x 30'	27,000 lb (12,247 kg)	54,000 lb (24,493 kg)
50938	6" x 20'	40,000 lb (18,144 kg)	80,000 lb (36,287 kg)
50939	6" x 30'	40,000 lb (18,144 kg)	80,000 lb (36,287 kg)



Tow Ropes

20 Feet - White nylon with double end looped connection. Individually banded and shrink wrapped.

PART#	DIAMETER	MAX. VEHICLE WEIGHT	MAX. BREAKING STRENGTH
12200	3/4"	7,100 lb	14,200 lb
12201	1"	12,500 lb	25,000 lb
12203	1-1/4"	18,750 lb	37,500 lb



Heavy Duty Tow Ropes

30 Feet - Heavy duty tow ropes. Double ended loop connection. 8 white nylon braided strands. Individually packaged.

PART#	DIAMETER	MAX. VEHICLE WEIGHT	MAX. BREAKING STRENGTH
12208	2-3/8"	56,000 lb	112,000 lb
12209	2-3/4"	75,000 lb	150,000 lb
12210	3-1/8"	97,500 lb	195,000 lb



Truck Winch Straps

Strong, weather-resistant nylon webbing with secure stitching and a variety of steel hooks. To be used with our Lashing and Cargo Winches. Load Capacity imprinted on webbing.

PART#	SIZE	W.L.L.	MAX. LOAD	COLOUR	HOOK TYPE
12242	4" x 30'	5,400 lb	16,200 lb	Yellow	Flat Hook
12243	4" x 30'	5,400 lb	16,200 lb	Yellow	D-Ring
12247	4" x 40'	5,400 lb	16,200 lb	Yellow	D-Ring
12248	4" x 40'	5,400 lb	16,200 lb	Yellow	Flat Hook
12249	4" x 40'	5,400 lb	16,200 lb	Yellow	J-Hook



Sizes are approximate. Specifications subject to change without notice.

Hand-cranked manual winches multiply your strength, allowing you to pull a relatively heavy load against gravity. Larger models have a lower gear ratio to multiply your strength even more. Winches also have a ratchet to hold the load at any point so it doesn't slide back, allowing a normal person to move a load, using a crank about a foot long and simple gearing.

***Load Capacity is based on the direct line pull on the first layer of the line on the drum. Capacity decreases as the line builds up on the drum.**

WARNING: WINCHES ARE NOT FOR THE MOVEMENT OF HUMANS OR FOR HOISTING LOADS OVER AREAS OCCUPIED BY HUMANS.



11345

Hand Winch - Dual Drive

Dual drive feature distributes the load evenly on the drum. To be used with steel cable. Winch drums are drilled for use with winch straps.

- Can be mounted vertically or horizontally.
- Solid carbon steel gears.
- Baked enamel painted finish.
- Supplied with grip handle & cable keeper.

PART#	LOAD CAPACITY*	GEAR RATIO
11345	3,700 lb	12 : 1



11300

Hand Winches - General Purpose

- Solid carbon steel gears.
- Embossed frame for added strength.
- Baked black enamel painted finish.
- Supplied with grip handle and cable keeper.
- Two-way Ratchet.

PART#	DESCRIPTION	LOAD CAPACITY*	GEAR RATIO	REPAIR KIT	HANDLE
11300	1-speed	600 lb	3:01	---	---
11301	1-speed	850 lb	3:01	11331	11321
11303	1-speed	1,200 lb	4:01	11333	11323
11304	1-speed	1,400 lb	4:01	11334	11324
11305	2-speed	2,000 lb	4:1 / 10:1	11335	11325
11306	2-speed & hand brake	2,500 lb	5:1 / 12:1	11336	11326



11308

Hand Winches - Auto Brake

Keeps loads automatically locked in position when handle is released. (Note: Minimum load required to activate brake mechanism).

- Baked black enamel painted finish.
- Supplied with grip handle & cable keeper.

PART#	LOAD CAPACITY*	GEAR RATIO	REPAIR KIT	HANDLE
11308	1,400 lb	4:01	11338	11328
11309	2,000 lb	12:1	---	---
11310	2,500 lb	12:1	---	---

Sizes are approximate. Specifications subject to change without notice.

Hand Winches - Worm Gear

Self-braking mechanism prevents loads from accidentally running free. The load remains fixed in position when handle is released.

- Baked enamel painted finish.
- Colour box packaging.
- Supplied with cable keeper.

PART#	LOAD CAPACITY*	GEAR RATIO	DRUM TYPE
11312	2,000 lb	41:1	Single
11314	2,000 lb	41:1	Double

NEW

Approximate cable and webbing lengths based on popular cable diameters.

PART#	DESCRIPTION	1/8"	3/16"	1/4"	5/16"	3/8"	LENGTH OF THE WEBBING
11300	Hand Winch, 600 lb	—	10M/32'	—	—	—	up to 5M
11301	Hand Winch, 800 lb	20M/65'	10M/32'	15M/49'	—	—	up to 5M
11303	Hand Winch, 1200 lb	25M/82'	20M/65'	20M/65'	—	—	up to 5M
11304	Hand Winch, 1400 lb	25M/82'	20M/65'	20M/65'	—	—	up to 5M
11305	Hand Winch, 2000 lb	—	20M/65'	20M/65'	15M/49'	10M/32'	up to 6M
11306	Hand Winch, 2500 lb	—	45M/150'	30M/98'	20M/65'	15M/49'	up to 6M
11308	Auto Brake Winch, 1400 lb	25M/82'	20M/65'	20M/65'	—	—	up to 6M
11309	Auto Brake Winch, 2000 lb	—	45M/150'	30M/98'	20M/65'	15M/49'	up to 6M
11310	Auto Brake Winch, 2500 lb	—	45M/150'	30M/98'	20M/65'	15M/49'	up to 6M
11312	Worm Gear Winch, 2000 lb	—	—	25M/65'	—	—	up to 6M
11345	Hand Winch Dual Drive, 3200 lb	—	45M/150'	30M/98'	20M/65'	15M/49'	up to 6M

Winch Bar - Type A

PART#	DESCRIPTION
12245	Features knurled non-slip handle & carbon steel tip. 35" length.

Winch Bar - Type C

PART#	DESCRIPTION
12246	Features knurled handle for safe grip. Hardened, ribbed nose to add strength and prevent slippage. 37" length.



Cargo Winch - 3 Bar Type

Fits 4" winch straps.

PART#	DESCRIPTION	TYPE	W.L.L.
12284	Standard	Slide On	5,500 lb
12285	Low Profile	Weld-On	6,000 lb



**Corner Protector**

White plastic corner protector. Individually labeled and wrapped in sealed plastic bag. Accommodates up to 4" straps.

PART#	SIZE	COLOUR
12235	4"	White

**Anchor Points**

Fits most full-size and compact light trucks with or without a bed liner. Chrome plated finish.

PART#	DESCRIPTION	CAPACITY
11166	Fits most full-size and compact light trucks with or without a bed liner.	500lbs

**Anchor Rings**

Zinc plated finish.

PART#	LENGTH	WIDTH	CAPACITY	PKG. QTY.
12250	1-3/8"	1"	900 lb	2
12253	2-9/16"	2-3/8"	12,000 lb	1

**Recessed Anchor Rings**

Surface mount. Zinc plated finish.

PART#	WIDTH	CAPACITY
 12251	3-1/2"	1,200 lb

**Heavy Duty Recessed Anchor Rings**

Surface mount. Zinc plated finish.

PART#	WIDTH	CAPACITY
 12252	4-7/16"	5,000 lb

Sizes are approximate. Specifications subject to change without notice.

Ratchet Type Load Binders

Forged steel. Painted finish.

PART#	CHAIN	TAKE UP	W.L.L.	U.L.L.
66196	1/4" – 5/16"	5"	2,600 lb	7,800 lb
66197	5/16" – 3/8"	8"	5,400 lb	19,000 lb
66198	3/8" – 1/2"	8"	9,200 lb	33,000 lb
66199	1/2" – 5/8"	9"	13,000 lb	46,000 lb



Lever Type Load Binders

Forged steel. Painted finish.

PART#	CHAIN	TAKE UP	W.L.L.	U.L.L.
66203	1/4" – 5/16"	3.62	2,600 lb	7,800 lb
66204	5/16" – 3/8"	4.25	5,400 lb	19,000 lb
66202	3/8" – 1/2"	4.25	9,200 lb	33,000 lb



Load Tighteners


Painted finish.

PART#	CHAIN	TAKE UP	HANDLE	W.L.L.	U.L.L.
66200	3/16" – 1/4"	3-3/8"	Dixie Style	375 lb	1,500 lb
66201	3/16" – 1/4"	3-3/8"	Dominion Style	250 lb	1,000 lb



Load Binder Locks

PART#	DESCRIPTION
66205	Eliminates load binder release. Two width adjustments. Orange comes with tabquick pin
66205-24	Display box + 24 pieces
66535	Replacement Pin, 5/16" x 2"



Cable Type Load Binder Locks

Small diameter galvanized cable with aluminum stops and bracket. Lockable with padlock.

PART#	CABLE DIAMETER	LENGTH	PACKAGE QUANTITY
61205	1/8"	10"	400 pieces/carton
62205	3/16"	11"	300 pieces/carton



**DURABILT****Fold-Over Handle Load Binders**

Forged folding handle and enclosed ratchet gear casement. Easy operation of finger pull selector allows for ratchet extension, takeup and free spin rapid-ratcheting. Locking feature for long shank locks. WLL and chain grades stamped into handle and hooks.


PART#	CHAIN SIZE G7-G8-G10	TAKE UP	W.L.L.	U.L.L.	WEIGHT
DFX-38	3/8" – 5/16"	8"	8,800 lb	17,600 lb	12.9 lb
DFX-12	1/2" – 3/8"	8"	12,000 lb	24,000 lb	14.6 lb

**Locking Ratchet Racks**

The best solution for ratchet binder storage.

- Available in two sizes:
24" and 48"
- Fast and easy to install
- Includes all hardware for installation
- Fits most ratchet binder sizes
- Laser cut frame for perfect fit
- Two piece construction
- Easy to lockup!
- Made of heavy gauge steel or aluminum
- Can be mounted on trailer bulkheads, trucks, headache boxes, and even in shops and garages.

*padlock not included



RRA-L7


RRS-L7



RRA-L11

RRS-L11

PART#	MAX RATCHETS HELD	MATERIAL	OVERALL DIMENSIONS	WEIGHT
RRA-L11	11	Aluminum	47.5" x 5.5"	10 lb
RRS-L11	11	Steel	47.5" x 5.5"	19 lb
RRA-L7	7	Aluminum	23.5" x 5.5"	4 lb
RRS-L7	7	Steel	23.5" x 5.5"	10 lb



Sizes are approximate. Specifications subject to change without notice.

Wheel Chocks


Rubber wheel chock for trailers, cars or other small vehicles. Non-slip surface provides superior traction.

	PART#	SIZE
	11984	7-1/2" x 6" x 3-3/4"
	11985	10-5/8" x 7" x 4-1/2"



Wheel Chocks

Made from rubber compound with reinforced nylon fiber. Ideal for trailers and heavy loaded vehicles. Eyebolt for easy handling. To be used for vehicles under 20T.

	PART#	SIZE
	11986	8" x 6" x 10"



H.D. Trailer & RV Wheel Chock


Made of heavy duty steel construction with corrosion resistant zinc plating. 4 sets per master carton with dynaline shipping markings.

	PART#	SIZE
	11989	15" x 9.5" x 10"



Wheel Chocks

Yellow plastic wheel chock. Comes packaged in colour box. 2 wheel chocks per box.

	PART#	SIZE
	11988	8" x 5" x 4-1/4"



Mud Flaps

Sold separately. Each made of heavy rubber.

PART#	SIZE	THICKNESS	MOUNTING HEAD
11981	24" x 24"	1/4"	5/16"
11982	24" x 30"	1/4"	5/16"
11991	24" x 24"	3/8"	7/16"
11992	24" x 30"	7/16"	7/16"
11993	24" x 36"	7/16"	7/16"



Sizes are approximate. Specifications subject to change without notice.